
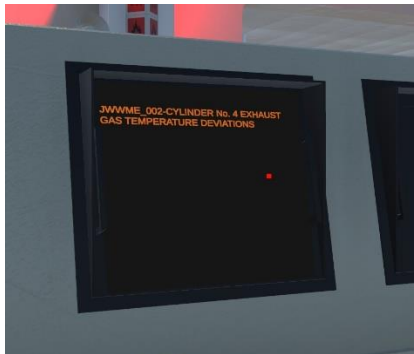






## Steps in the Application of Scenario 14

1	Avatar of player begins front of the engine room.	
2	Player goes to ECR alarm computer panel	
3	Read messages about alarm on ECR alarm computer panel	
4	Press Acknowledge button on the keyboard	
5	Go to the main engine platform in front of Cylinder head no. 4	
6	At cylinder head no 4 press stucked fuel rack by means of REMOVE/REPAIR/RE-INSTALL	

7	Check as the fuel rack at cylinder no 4 moves	
8	Finished Scenario	